

BACK THE BLUE
PROTECTING THOSE WHO PROTECT US SINCE 1989



AMERICAN ALUMINUM

ACCESSORIES, INC.

SECURE TRANSPORT SYSTEMS





From our family, to yours, thank you for your interest in American Aluminum Accessories, Inc. We manufacture a wide variety of products from high-quality toolboxes to an extensive line of products designed to meet the ever-changing needs of the Law Enforcement Community.

In 1989, we began as a manufacturer of our superior quality CamLocker toolboxes. In 1992, due to the demand for safe, secure canine transport for a nearby Law Enforcement Departments, we introduced the very first in-vehicle EZ RIDER K-9 Container.

We have continuously grown and expanded our products, catering to the needs and wants of our valued customers and high profile clientele. Over the years as your needs have changed, we have evolved and expanded our products to include Inmate Transport Systems, Vault Systems, K-9 Training Aids, Contraband Containment and Animal Control Systems.

We strive daily to manufacture the finest products available and we always welcome the input you provide to continue our improvements. We would like to thank each and every one of our valued customers. It is with our deepest appreciation we thank you, the Law Enforcement Community for your dedication and service.

We look forward to serving you.

Sincerely,

Thomas A. Swain

CEO of American Aluminum Accessories, Inc.

Gail Lawson

CEO of American Aluminum Accessories, Inc.

Jennifer Arnold

President of American Aluminum Accessories, Inc.

TABLE OF CONTENTS

| | | | |
|-----------|--------------------------------------|-----------|------------------------------------|
| 01 | Our Story | 18 | Inmate Transport ADA Accessible |
| 02 | Table of Contents | 19 | Screen Systems & Door Panels |
| 03 | K9 Introduction | 20 | Screen Systems & Door Panels Cont. |
| 04 | Platform System | 21 | AAA Custom Command Vault |
| 05 | Platform System Continued | 22 | UP Vault |
| 06 | K9 Unit Make & Model Chart | 23 | Vault Systems Continued |
| 07 | E/Z K9 Platform | 24 | Vault Systems Continued |
| 08 | E/Z Glider Door | 25 | Custom Vault Gallery |
| 09 | K9 Accessories | 26 | Animal Control |
| 10 | Additional Options | 27 | Animal Control Continued |
| 11 | K9 Electronics | 28 | Animal Control Slide In |
| 12 | E/Z Rider Universal Utility Slide In | 29 | Obstacle Courses |
| 13 | E/Z Rider Universal Utility Combo | 30 | Obstacle Course Continued |
| 14 | Collapsible Crate | 31 | CamLocker Toolboxes |
| 15 | Inmate Transport | 32 | CamLocker Buggy Boxes |
| 16 | Inmate Transport Size Chart | 33 | Testimonials |
| 17 | Inmate Transport Standard & Extended | 34 | Employee Directory |



AMERICAN ALUMINUM
ACCESSORIES, INC.

PROTECTING THOSE WHO PROTECT US

We believe in service and satisfied customers.
Our technical department backs up every product we build.

Customer Care Center:
Toll Free: 1-800-277-0869
Local: 1-850-584-3969
Fax: 1-850-584-8484

Monday through Friday 8:00 am to 4:30 pm

Customer Service, Purchasing, or quote Assistance on all Law Enforcement Products: 1-800-277-0869



WWW.EZRIDERONLINE.COM



HANDLERS CHOICE

From the inception of K-9 transport, American Aluminum has taken input from Officers in the design and function of the various platforms. From the standard window and door panels to the RESCUE and COOLGUARD PLUS M900 series created to keep their K-9 partners safe, Officers from around the country have helped refine the platforms to add safety, and performance to the product.

The utility of small department vehicles was enhanced when we were asked to make a unit for the K-9 officer and an inmate, the 1/3-2/3 unit was created. We value the safety and security of the officers using our K-9 inserts as well as comments and suggestions for design modifications.

We would like to thank and honor those in the field of law enforcement for their contributions and their dedication to serve and protect. Our over 30 year relationship with the K-9 community has made the American Aluminum K-9 Platform systems the Handlers Choice.

PLATFORM SYSTEMS:

MAXIMIZE YOUR K9 PARTNER'S COMFORT



OUR ATTENTION TO DETAIL MAXIMIZES YOUR K-9 SPACE


The Original E/Z Rider K9 Platform unit is fully contoured for a vehicle specific fit. The K9 Insert is made of .125 mill finish aluminum, with a .080 lid and .063 door panels. The unit is fully welded with vertical front bars for added strength and area window for easy cleaning. Seamless Base Pan fully welded and specific fit contouring to allow canine leg safe ease upon entry and exit. Base extends door sill to door sill utilizing all available space and allowing for easy rinsing and cleaning without damage to vehicle. Vented top's allows for maximum airflow from vehicles with existing factory rear A/C and heat. All platform units include perfectly contoured Aluminum Window Guards and Aluminum Door Panels. Window Guards are powder coated black and hinged to allow for easy cleaning and maintenance. Door Panels are contoured, smooth, flat design for ease of install. Complete Hardware kit with installation instructions included.

PLATFORM SYSTEMS CONTINUED



Powder coat tested for 1000 hour salt fog chamber test per ASTM. Powder coat process was rated excellent. Our EZ Rider Platform System (performed on a F150 truck and Ford Interceptor SUV) tested for roof mounted airbag deployment compatibility and our system was rated excellent. Test performed by Karco Engineering.

Sedan models weight 225 lbs. and SUV models weight 325 lbs.



K9 UNIT MAKE & MODEL

| | K9 PLATFORM | K9 PLAT W SHELVING | K9 PLAT W RAMP | K9 PLAT W RAMP & SHELVING | EXTENDED K9 PLAT | K9 1/3 2/3 | K9 1/3 2/3 REVERSE | EXTENDED 1/3 2/3 K9 | EXTENDED 1/3 2/3 REVERSE |
|-----------------------------|----------------|-----------------------|-------------------|---------------------------------|---------------------|------------------|--------------------------|------------------------|--------------------------------|
| Ford Explorer 2020-22 | ✓ | ✓ | | | ✓ | ✓ | ✓ | | |
| Ford Explorer 2011-2019 | ✓ | | | | ✓ | ✓ | ✓ | ✓ | ✓ |
| Ford Expedition 2018-2022 | ✓ | | | | ✓ | | | ✓ | |
| Ford Expedition 2000-2017 | ✓ | | | | ✓ | | | | |
| Ford F150 2015-2022 | ✓ | ✓ | ✓ | | | ✓ | | | |
| Ford F150 2009-2014 | ✓ | | | | | | | | |
| Ford F250/350 2017-2022 | ✓ | ✓ | ✓ | ✓ | | ✓ | | | |
| Ford F250/350 2011-2016 | ✓ | | | | | | | | |
| Ford Taurus 2012-2019 | ✓ | | | | | | | | |
| Chevy Tahoe 2021-2022 | ✓ | ✓ | | | ✓ | ✓ | | | |
| Chevy Tahoe 2015-2020 | ✓ | ✓ | | | ✓ | | | ✓ | ✓ |
| Chevy Tahoe 2000-2014 | ✓ | | | | | | | ✓ | |
| Chevy Crew Cab 2014-2018 | ✓ | ✓ | ✓ | | | ✓ | | | |
| Chevy Crew Cab 2019-2022 | ✓ | ✓ | | | | ✓ | | | |
| Chevy Suburban 2015-2020 | ✓ | | | | ✓ | ✓ | | | |
| Chevy Suburban 2021-2022 | ✓ | | | | | | | | |
| Dodge Charger 2011-2022 | ✓ | | | | | | | | |
| Dodge Durango 2011-2022 | ✓ | | | | | ✓ | | | |
| Dodge Crew cab 2019 - 20212 | ✓ | ✓ | | | | | ✓ | | |
| Dodge Crew cab 15-18 | ✓ | | | | | ✓ | | | |

!ATTENTION!

1/3 2/3 IK units that utilize factory OEM seats are noted with a **RED** check. 1/3 2/3 IK units that utilize AAA built aluminum seats are noted with a **GREEN** check.



EZ K9 PLATFORM WITH 1/3 STORAGE

AMERICAN ALUMINUM ACCESSORIES INTRODUCES THE EZ K9 PLATFORM WITH 1/3 STORAGE

The 1/3 storage portion of the unit was designed for trucks and suvs to assist handlers in their ever growing need for secure storage.

Features

- The shelving unit utilizes all the safety features of our fully welded front panels with vertical bars.
- The shelving is a modular design to allow for addition or removal with minimal parts needed to return the unit back to a full platform. (Canopy and poly filler wings)
- Three tiers of shelving
- Each shelf comes standard with raised front perforated edges to allow secure tie down locations.
- All shelves are built from .125 Mill Finish aluminum for added strength.
- Available with a Cam locking Vault drawer (18"X18"X6") for an added level of secure storage. (Optional)
- Vehicles available- Ford F250/350 2015-2020, Dodge Crew cab 2019 – 2020, Ford Explorer 2020, Chevy TAHOE 2015 – current (see chart on page 5)


2020 ISUV



EZ GLIDER DOOR

This is a redesign of our EZ Rider K9 Platform Units Emergency Exit Door.

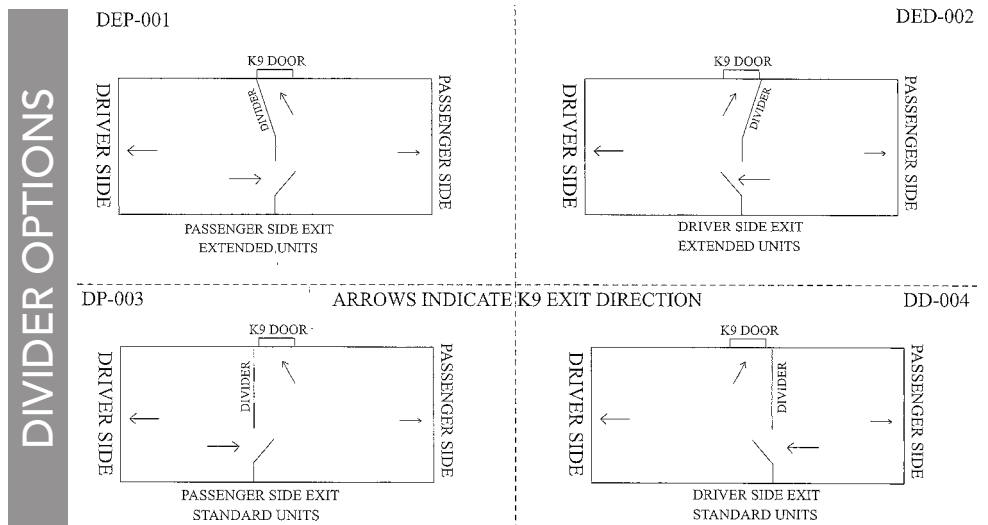
- This gives our Emergency Exit Door a new Slim design. It is over an inch thinner than the previous door.
- Equipped with Heavy Duty ball bearing slides for a smooth and QUIET action.
- Spring loaded Easy Touch overhead latch for quick release and a Bump Stop to ensure the door doesn't lock in the open position.





E/Z REMOVABLE DIVIDER

Our E/Z Divider allows you to convert your existing platform unit into a dual canine transport containment system. The divider is removable and fully adjustable. Constructed of aluminum with a center door and sliding latch to allow access to the other side of the cage.



E/Z SPILL PROOF WATER DISH

A must for your K9 Transport system, our E/Z spill proof water dish is the perfect accessory to any and all of our K9 transport systems. Constructed of mill finish aluminum with 1 gallon water capacity. Our spill proof water dish comes with a easily removable mounting system.



E/Z RUBBER MAT (INCLUDED WITH K9 INSERT)

The E/Z Rubber Mat is a bare bones necessity for any and all of our K9 transport systems. Heavy duty 1/2" thick for maximum durability and custom fit to your specific E/Z Rider Transport model, it provides a safe, comfy barrier for your canine from the aluminum platform base.

BLOCK OUT KIT

Our block out kits are made from high quality 1/8th inch thick polycarbonate with optional 3/4 inch round holes or 1 1/2 square holes with radius corners. The block out kit is a great way to decrease the spread of K9 hair throughout your vehicle while still allowing air flow. We offer the block out as a set for front and rear or the can be purchased independently.



ALUMINUM WINGS

*All polycarbonate pieces, including front and rear polycarbonate wings and headliner covers as well as block out kits, are also offered in aluminum. For handlers with high energy K9's that have a tendency to chew, this is a great option. Systems are airbag tested. Please call for details.

ALUMINUM WINGS



OPTIONAL

POLYCARBONATE WINGS




STANDARD

POWDER COAT

AAA is a 100% manufacturer. We start with sheets of high quality aluminum and when we are done you have a finished product. We offer a full powder coat service. Our standard color for K9 units is Text Black this color helps reduce silhouetting of the K9 in the vehicle. We also offer Tele grey as seen below.

TELE GREY



OPTIONAL

TEX BLACK



STANDARD

Powder Coat color options available in battle ship grey, snow white, tele grey & matte black.



COOL GUARD PLUS SERIES

Protect your department's investment in your canine partner or animal control unit with our in-vehicle Coolguard Plus (or CGP). Our Coolguard Plus gives you peace of mind and will self-activate to rapidly cool your canine when dangerous temperatures are detected inside the vehicle. The lethal temperature for an average size Law Enforcement K-9 is 103 to 107 degrees Fahrenheit for approximately 5 minutes.


The Coolguard Plus comes complete with:

- Display monitor
- Two temperature sensors with humidity for heat and cold
- A cool temperature setting for temperatures colder than 30 degrees Fahrenheit
- Automatic dual window drop
- High speed fan
- Fan guard and wiring harness
- Digital display for reading the vehicle temperature
- A unique horn alarm pattern
- Heat index and humidity display
- Self-diagnosing alerts with logs
- An equipment test
- Drive disable so the alarm will not go off while driving
- Alarm lights active- two outputs for flashing any lights connected on the vehicle (flashing lights not included)
- Low battery page function
- Paw Protect to remind the handler to not forget the K9 before leaving the vehicle
- Installation instructions and free technical support are included
- Full 1 year warranty against any defects



E/Z COOLGUARD PAGER

Sold separately as an additional option for our E/Z Coolguard, the Pager ensures that should you be outside of hearing range for the horn alarm, you will be notified via page that your Coolguard system has been activated. Installation instructions and free technical support are included. Full 1 year warranty against any defects.



E/Z R.E.S.C.U.E. REMOTE DOOR OPENING SYSTEM

The E/Z Rescue Remote Door Opening System allows the officer to unlock, open and release the K-9 via remote transmitter. Should the officer be outside of the patrol car and need immediate assistance, his K-9 partner is a push of a button away. E/Z Rescue comes complete with an actuator motor, small key chain remote and new 120 pound hydraulic shock. Installation instructions, door and pan etched rescue bracket placement and free technical support are included.



E/Z RIDER UNIVERSAL UTILITY VEHICLE SLIDE IN

E/Z RIDER UNIVERSAL UTILITY VEHICLE SLIDE IN

The E/Z Rider Universal Utility Slide-In aka "UUV" is a universal canine transport solution for those wishing to utilize the cargo area of their SUV, while allowing for the middle seat area to remain free and in an upright position. Hinged front door with folding T-handle lock and emergency escape rear drop down window. Comes fully assembled and can also be used for off-duty, in-house containment. Features includes a removable base and rubber mat for easy cleaning. Available in Full Size (for larger SUV's) and Down Size models (for smaller SUV's and 2-compartment units).



| E/Z Rider Universal Utility Slide-In Chart | DIMENSIONS | VEHICLE TYPE |
|--|------------------------|------------------------------|
| Downsize | UUV 38"W x 33"D x 29"H | Explorer/Interceptor/Durango |
| Full Size | UUV 46"W x 36"D x 31"H | Expedition/Suburban/Tahoe |
| Two Compartment | UUV 46"W x 36"D x 31"H | With Divider/Two Doors |
| Civilian Explorer | 33"W x 33"D x 29"H | For Civilian Explorer Only |

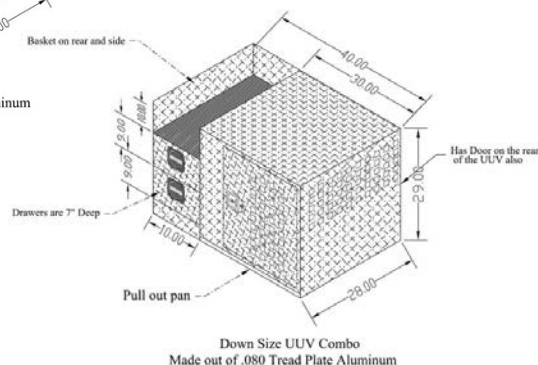
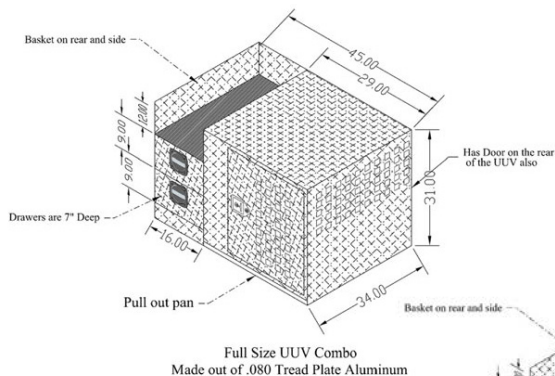
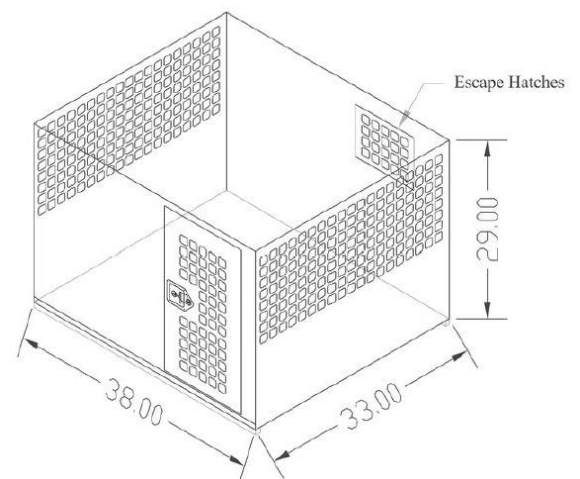
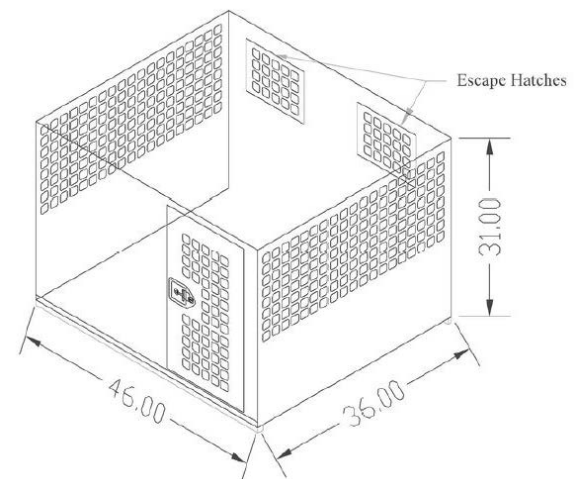
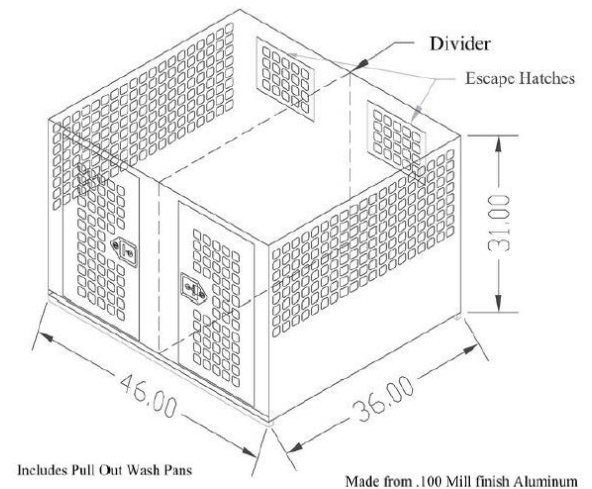


E/Z RIDER UNIVERSAL UTILITY COMBO

THE CONVENIENCE OF K9 TRANSPORT AND STORAGE SOLUTIONS IN ONE

Our E/Z Rider Universal Utility Combo offers the convenience of K9 transport and storage solutions in one! The Combo Unit comes with attached 2 drawer storage unit and top storage shelf area. The storage drawers are 8" deep and also come with the Camlocker locking t-handle for additional security. A solid unit, but storage area can be detached easily if need be by removing 6 bolts. K-9 Portion features removable base pan for easy cleaning, and includes our heavy-duty fitted K9 rubber mat. Available in Full Size (for larger SUV's) and Down Size models (for smaller SUV's).

| UUV PRODUCT | PRODUCT | DIMENSIONS | COMMENTS |
|-------------------------------|---|--|----------------------------------|
| Combo Down Size | E/Z UUV-Combo Unit for Small Size SUV | Dog Side: 30" W x 48" D x 29" H. Drawer 10"W x 28" D x 10" H | Does not fit commercial Explorer |
| Combo for Commercial Explorer | E/Z UUV-Combo Unit for Commercial Explorer SUV. Dog sidewall folding t-handles. All drawers have Camlocker locks. | Dog Side: 25" W x 37" D x 26" H. Drawer: 16" W x 37" D with a 9" and 7" H drawer on top and 5" H basket. | |
| Combo Full Size | E/Z UUV-Combo Unit Full Size with rubber mat | Dog Side: 29" W X 34" D Drawers: 16" W x 8" H X 34" D | |
| UUV Down Size | Fits Explorer Interceptor SUV, Durango, Tahoe and Commercial Vehicles | 38" W x 33" D x 29" H | |
| UUV Full Size | Fits Expedition PPV and Suburban | 46" W x 36" D x 31" H | |
| UUV Two Compartment | E/Z Two Compartment UUV with Rubber Mat | 46" W x 36" D x 31" H | |



COLLAPSIBLE CRATE & STANDARD CRATE



| COLLAPSIBLE CRATE & STANDARD CRATE SIZE MEASUREMENTS | | | |
|---|-------|--------|--------|
| SIZE | WIDTH | LENGTH | HEIGHT |
| LARGE | 25" | 36" | 27" |
| XL | 27" | 42" | 30" |
| XXL | 32" | 48" | 32" |
| E/Z-Crate *Non collapsible | 25" | 36" | 27" |





INMATE TRANSPORT VAN

American Aluminum manufactures safe and secure transport systems for inmates, originally designed to slide in the Ford Econoline vans. A lot has changed since the first units were designed, manufactured and installed 25 years ago. Multi-compartment designs, polycarbonate covers on openings, and emergency front exit windows are an example of new features that have been added over the years.

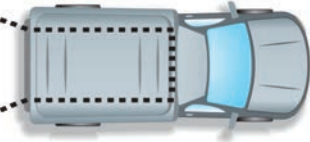
Standard features now include seat belts for every passenger, 6000 pound "bursting strength" slam latches with lockable T-handles, LED security recessed lighting, non-skid seat covering and a smooth interior, sealed to prohibit the hiding of contraband.

We offer units for the Ford Transit, GM, Dodge, Mercedes and Nissan vans, and they are available in five different compartment configurations to best fit the vehicle use to the agency's needs.


Screen systems are available for Ford E-Series, Ford Transits and all GM/GMC Passenger vans.




ONE (1) COMPARTMENT UNIT:




TWO (2) COMPARTMENT UNIT:



TWO (2) COMPARTMENT UNIT:



THREE (3) COMPARTMENT UNIT:




| IT SIZE GUIDE | | | | | |
|---------------------------|--------------|---------|-------|--------|-------|
| Unit | Compartments | Length | Width | Height | Seats |
| Transit LOWLWB (148"WB) | 1 | 120.00" | 60" | 49.5" | 12 |
| Transit LOWLWB (148"WB) | 2-F to B | 120.00" | 60" | 49.5" | 12 |
| Transit LOWLWB (148"WB) | 2- L to R | 120.00" | 60" | 49.5" | 11 |
| Transit LOWLWB (148"WB) | 3 | 120.00" | 60" | 49.5" | 11 |
| | | | | | |
| Transit LOWRWB (130"WB) | 1 Comp | 96" | 60" | 49.5" | 8 |
| Transit LOWRWB (130"WB) | 2-F to B | 96" | 60" | 49.5" | 8 |
| Transit LOWRWB (130"WB) | 2- L to R | 96" | 60" | 49.5" | 7 |
| Transit LOWRWB (130"WB) | 3 | 96" | 60" | 49.5" | 7 |
| | | | | | |
| Transit MIDLWB (148"WB) | 1 | 120.5" | 58" | 59.5" | 12 |
| Transit MIDLWB (148"WB) | 2-F to B | 120.5" | 58" | 59.5" | 12 |
| Transit MIDLWB (148"WB) | 2- L to R | 120.5" | 58" | 59.5" | 11 |
| Transit MIDLWB (148"WB) | 3 | 120.5" | 58" | 59.5" | 11 |
| | | | | | |
| Transit MIDRWB (130WB) | 1 Comp | 104 | 58" | 59.5" | 10 |
| Transit MIDRWB (130WB) | 2-F to B | 104 | 58" | 59.5" | 10 |
| Transit MIDRWB (130WB) | 2- L to R | 104 | 58" | 59.5" | 9 |
| Transit MIDRWB (130WB) | 3 | 104 | 58" | 59.5" | 9 |
| | | | | | |
| Transit HighLWBEL(148"WB) | 2- L to R | 154" | 58" | 70" | 14 |
| Transit HighLWBEL(148"WB) | 3 | 154" | 58" | 70" | 14 |
| | | | | | |
| Transit HighLWB(148"WB) | 2- L to R | 125.5" | 58" | 70" | 12 |
| Transit HighLWB(148"WB) | 3 | 125.5" | 58" | 70" | 12 |
| | | | | | |
| Chevy Std. (135"WB) | 2- L to R | 96" | 60" | 49.5" | 9 |
| Chevy Std. (135"WB) | 3 | 96" | 60" | 49.5" | 9 |
| | | | | | |
| Chevy Extended (155"WB) | 1 | 115" | 60" | 49.5" | 12 |
| Chevy Extended (155"WB) | 2-F to B | 115" | 60" | 49.5" | 12 |
| Chevy Extended (155"WB) | 2- L to R | 115" | 60" | 49.5" | 11 |
| Chevy Extended (155"WB) | 3 | 115" | 60" | 49.5" | 11 |

INMATE TRANSPORT UNIT STANDARD & EXTENDED VAN

FEATURES:

- Designed to Accommodate Factory Installed Rear Air or Auxiliary HVAC System.
- Modular design for transfer from one van to another van of the same make and length.
- Built-in seating with Non-Skid-resistant covering over all seating area.
- High strength seat belts. (48" and 60" long). 60" accommodates larger size prisoners.
- Emergency front exit window provided with every unit, access from either side
- Doors include a Poly Carbonate covered security window/view-port
- 6,000 pound "bursting strength" Slam latch with key lockable Cam-Handle locks.
- NO ACCESS to any lock, handle, or opening/closing device from the inside the unit.
- L.E.D. security-recessed interior compartment lighting is included
- All controls accessed from control switch in the driver area in lockable console.
- Overhead ductwork for rear factory A/C & Heat or for Auxiliary A/C and heat included.
- The Front Bulkhead allows for First Aid and Fire Extinguisher Installation.
- Smooth interior for safety and sealed to prevent hiding of any contraband.
- Non-rusting aluminum containers allow less down-time for washing and disinfecting.
- Light weight for fuel Efficiency and vehicle longevity.
- 3-Year Warranty on the basic Modular Unit.
- 1-year warranty on interior LED lights.

Ford Transit midroof



ADDITIONAL OPTIONS:


- New hitch step
- Camera system
- Intercom systems
- Under bench drawer
- Food door
- Cushion
- Solid drop doors
- Out outside vents
- Side step

INMATE TRANSPORT- ADA ACCESSIBLE



With our wheelchair accessible transport system, a restraint chair lift is included in your choice of a two or three compartment with the ADA section being one of those compartments. The new design allows different custody levels and genders to be transported at the same time along with a restraint chair.


SCREEN SYSTEMS



Quick install E/Z Security Screen Systems for Ford or GM 12 & 15 Passenger Vans

OUR ATTENTION TO DETAIL SECURES TRANSPORTATION

Screen systems are available to convert passenger vans into secure inmate transport vehicles. Screen systems are available for Ford Transits and GM 12 and 15 passenger vans that include complete window coverage and front partition.



SCREEN SYSTEMS & DOOR PANELS

CONTINUED



**STANDARD LENGTH
12 PASSENGER**

**EXTENDED LENGTH
15 PASSENGER**

- 16 gauge galvaneal steel window guards
- 0.125" thick aluminum front partition
- 3/16" poly carbonate in partition window
- 1/2" diamonds punched in window guards & 1 1/2" radius squares punched in front partition



AAA UP VAULT



#1 Seller

Vault Systems are designed for Law Enforcement use to keep equipment and ordinance secure in Sedan or SUV vehicles. The Vault systems are lightweight, yet rugged, built of mill finish. Slide out drawer(s) come fully carpeted with our lockable CamLocker locking mechanism. Standard features include: CamLocker locking mechanism, interior carpet, exterior top carpet. Interior weapon foam (optional), a top basket and black matte powder coat. Load it and lock it knowing your equipment is safe and secure.

Our relationships with Law Enforcement agencies around the world, has given American Aluminum the opportunity to design and manufacture many variations of our Vault Systems. Agencies have specified number of drawers, size of drawers, and location. We have even designed command centers with pull out marker boards to communicate with the team on-site. Pricing and availability will vary with the requested design. A sales professional stands ready to talk with you about the available configurations shown here.

Featured above is the new and improved "UP" vault for the new Ford Interceptor 2020! The new UP vault features 11 ga steel brackets... 5 easy parts that attach to the OEM bolts of the vehicle for an easy and secured install. The vault outer measurements are 44"Wx24"Dx8"H. It designed to allow the vault to be positioned in a way that allows most rear partitions. The vault also allows for the spare tire to stay in place but it leaves enough clearance for it to be taken out. Brackets are 11" from the floor.



UP VAULT



The Dodge Durango Up Vault fits years 2011-2020. 41"Wx24"Dx8"H. Bracket is 11" from the floor. Comes powder coated matte black and the basket is included.

Another top seller is the new Up Vault for the Chevy Tahoe.

The new raised Tahoe Vault has a "U" shaped bracket 10"H.

VT below is 48"x28.5"x12". It comes standard matte black with basket and carpet on top.



All American Aluminum vaults have carpet on top to reduce noise.


PENSACOLA VAULT



UNDER THE SEAT TRUCK VAULT

One of our newest product line features the Under the Seat Truck Vault. These vaults are designed to keep your items safe and secure while not taking up space in your truck. These vaults are built for Ford, Chevrolet, Dodges and GMC's. Designed perfectly to fit under your back seat of your truck.

These vaults are built with the CamLocker locking t-handle with slide out drawers.



VAULTS CONTINUED



Standard features include: CamLocker locking mechanism, interior carpet, exterior carpet, top basket and powder coated matte black. Additional options include: weapon foam, Simplex locks and map drawers.



THE ULTIMATE IN QUALITY AMERICAN MADE CRAFTSMANSHIP

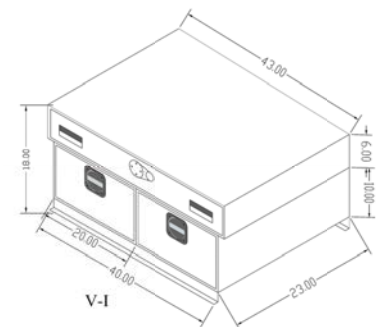
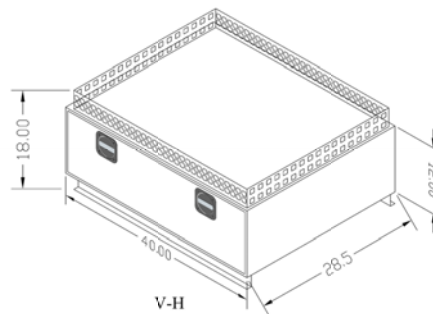
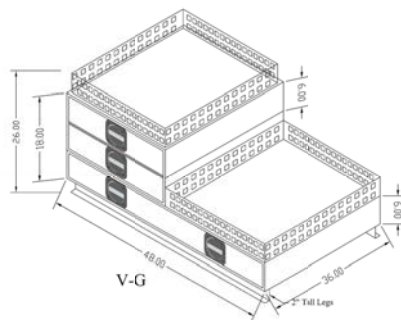
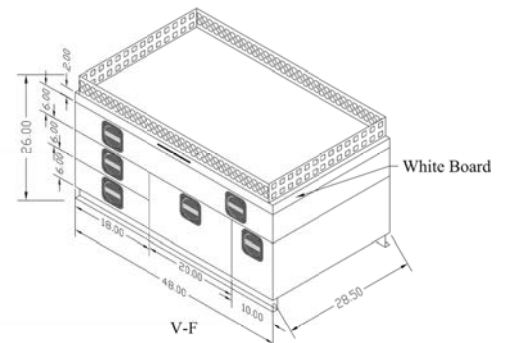
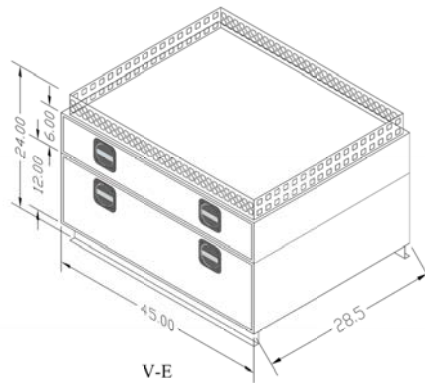
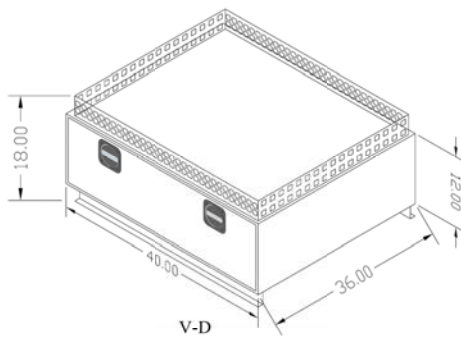
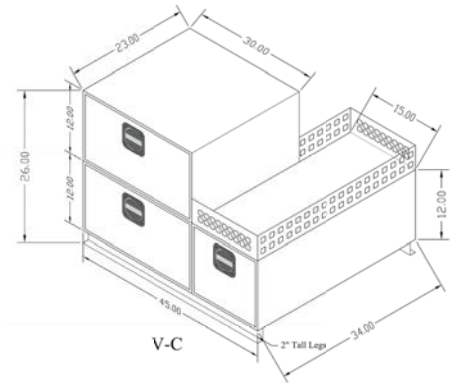
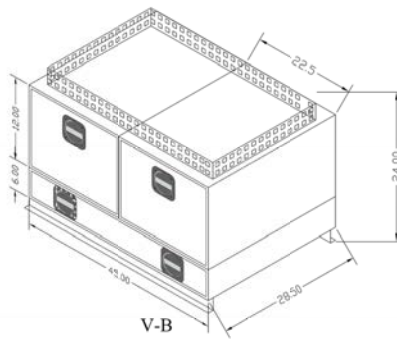
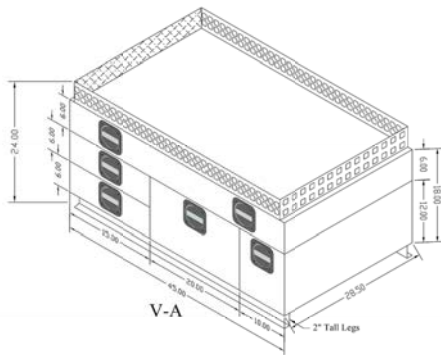
Hand crafted and assembled by expert craftsmen means the vault will operate as designed for years and years to come.

Your high value equipment will be secure for transport locked tight with the CamLocker system with proprietary keying mechanism available only through American Aluminum.

Lightweight and built to last. American Aluminum Vault systems come in many configurations to fit your vehicle and secure the equipment you use to do your job.

Built for Sedans and SUVs, we have a Vault that will exceed your transport needs.

CUSTOM VAULT GALLERY





American Aluminum manufactures two high quality Animal Control products. Slide-in truck bed units and in-van animal control units. Made from high quality aluminum, the units are lightweight, which promotes fuel economy and will never rust, providing years of dependable service. The rugged aluminum can handle anything your animals try to do to escape and the floor drains in each compartment allow for easy cleaning.

ANIMAL CONTROL

CONTINUED

The in-van Animal Control unit was designed to fit the top selling cargo vans from Ford Transit, GM, and Dodge. Form fit to maximize transport space and designed with the animal control handler in mind. Secure storage for the officer's gear and made from lightweight, easy to clean aluminum.

*** Must be installed at American aluminum ***

INCLUDES:

- Insulated walls and ceiling
- Aluminum sheeting of walls and ceiling
- All doors have catch pole perforations for easy access
- AC vent into each cage
- Drain in each cage
- All locks keyed the same
- Folding t handle locks
- LED lighting
- Removable pan in each cage
- Large cages have $\frac{3}{4}$ " perforations
- Small cages have $\frac{1}{4}$ " perforations
- Lockable storage compartment behind bulkhead
- Diamond plate floor
- Polycarbonate covered window on the center of the bulkhead
- **Rear passenger cage top and bottom is accessible from inside the van



The last thing you need when handling a stray animal is fighting with your transport vehicle. Attention to detail is a trademark at American Aluminum and we have designed in features that AC officers have told us helps them do their jobs.

The craftsmanship is evident in the custom fit and ease of use for the animal control officer. Every element of the design is tested before the vehicle is released by production and reviewed by customer service before you are notified the vehicle is ready for service.



ANIMAL CONTROL SLIDE IN

The Animal Control Slide-in unit is designed to fit into the bed of a pick-up truck which instantly converts the vehicle into an Animal Control Unit. The high grade aluminum means the unit will be in service for many years and can be re-installed into a new vehicle for years and years of service from the unit. The unit includes secure storage for the officer's gear. Constructed from lightweight, easy to clean aluminum, the individual animal compartments have drains for easy cleaning, fans in each compartment, protected LED lighting, heavy duty nontoxic rubber liner, powder coated WHITE, top rail, all lockable compartments, all locks keyed the same, catch pole in each door.

INCLUDES:

- Protected fans
- Protected LED interior LED lighting
- Drain in each compartment
- Heavy duty non toxic rubber mat
- Powder coated white
- Top rail
- All lockable compartments
- All locks keyed the same
- Catch pole hole in each door

OBSTACLE COURSES

**JUMPS : BRICK WALL : WHITE WALL : GREEN WALL
CHAIN LINK : WINDOW JUMP : PICKET FENCE : BROAD JUMPS**



- Brick wall, white wall & green wall are powder coated, certified ASTM B117-09 to exceed 2,000 hrs of salt water spray testing.
- All aluminum panels measure 48"W x 35"H x 1 1/4" thick. Stand adds 1" to the height.
- Lexan top guard is 1/8" thick.
- Chain link Fence, Lexan side panels are 1/8" thick (1 on each side). Aluminum frame and chain link fence inside.
- 1 1/4" thick. Lexan top guard is 1/8" thick.
- Window Jump is powder coated white. Window measures 30"W x 30"H. Window sits vertically from ground. Lexan top guard around window.
- Picket fence, 1/2" PVC picket slats on 1 1/8" aluminum panel. 1 1/2" thick. Lexan top guard on top.
- Broad jumps (Hurdles) set of 4, aluminum frame and 1/2" PVC guards across too.

OBSTACLE COURSES

CONTINUED

OBSTACLES : CRAWL : A FRAME : CAT WALK



- Crawl is 4 ft wide x 16" tall x 8 ft long. Top is 2" thick diamond plate aluminum panel, interior bracing, simulated lattice sides.
- A Frame is 4 ft wide x 6 ft tall. 3 ft landing deck on one side attached to a 45 degree ramp. Aluminum structure covered with white PVC and non abrasive safety walk. A Frame angle can be expanded to a larger angle for novice training.
- Cat Walk, 6 ft tall x 8 ft long x 2 ft wide. 2 ft wide handler's deck mounted on side. Aluminum frame work, running surfaces, 1/3" PVC covered with non abrasive safety walk.
- Ladder at one end with removable safety panel for novice training. 10 ft ramp at opposite end set at 4 degree angle.

MILITARY COURSE



- Hurdles (set of three) are 48" wide and 36" tall with three fixed horizontal slats and three slats which are removable. This allows for the hurdle to be adjusted to heights of 18", 24", 30" or 36".
- A Frame is constructed of non slip materials. Cleats are included for traction/safety. Can be adjusted in height to a max of 6 ft in increments of 1/2". Support chains on each side of the A frame as well as a way of adjusting the A frame height.
- Dog Walk, 12 ft narrow, level walk and narrow decline ramp. Constructed of non-slip vinyl material with cleats for safety of the K9.
- Double Stairway, 8' height and 24' in length. Constructed of non-slip material.
- The window obstacle has removable slats which allow for the obstacle to be set at 18", 24", 30" or 36". Top section slats are fixed at 73".
- Tunnel Crawl is 18" in diameter and 8' in length.
- Barrel: 24"Dx35" • 24"D x 70" • 24"D x 105"L

WE TAKE PRIDE IN SUPPLYING THE BEST ALUMINUM TOOL BOXES AND ACCESSORIES ON THE MARKET.

We supply American Hand Crafted, high quality aluminum toolboxes and truck accessories throughout the United States. Our exclusively designed aluminum tool boxes and accessories come with carbon steel, hefty chrome plated t-handles, insulated lids and felt lined boxes with tool trays.

Cam-Locker tool boxes are made of .063 Gauge construction and use a unique "cam-lock" mechanism to keep your tools secure.

These boxes are hand crafted in the USA with attention to detail. The full length lid inserted with insulation out-performs all other truck tool box lids.

The interior is felt lined on all four sides with removable bottom for easy cleaning and has a convenient tool tray. Our improved design has compressed gas filled lift lid, cylinders carry a 3-year warranty.



AVAILABLE IN POLISHED ALUMINUM, GLOSS OR MATTE BLACK POWDER COATED FINISHES



CAMLOCKER BUGGY BOXES AND ACCESSORIES

Ride with the ease of knowing your items are safe and secure



TOOLBOXES AVAILABLE FOR:

Can-AM Defender

Polaris Ranger

Yamaha Viking

Honda Pioneer 1000

John Deere Gator

Kawasaki Mule Pro- FXT



TESTIMONIALS

TESTIMONY 1

K9 Officer Pratte with the Bow, NH Police Department was involved in a serious accident. He was rear ended on the highway resulting in substantial damage and totaling his cruiser.

Officer Pratte "Just wanted to say thanks because the AA insert kept K9 Roxy safe and she made it out uninjured.



TESTIMONY 2

"Just wanted to say thanks for building a good product IT SAVED MY K9 PARTNER FOR SURE. We will be putting another one in my new car." Officer Wingfield



TESTIMONY 3

While on the interstate this officer and his canine partner was rear ended on the interstate at 70 mph... We are proud to say that his canine partner was not harmed during this crash, the K-9 platform did get slightly bent but did not collapse and done exactly what it was built to do.



EMPLOYEE DIRECTORY

| | | |
|-----------------------|--------------------|--|
| Laswson, Linda G | Owner | lindal@aaa-mail.com |
| Swain, Thomas | Owner | toms@aaa-mail.com |
| Arnold, Jennifer | President | jennifera@aaa-mail.com |
| Swain, Marisol | Production Manager | marisols@aaa-mail.com |
| Swain, Thomas Allen A | Logistics Manager | allens@aaa-mail.com |
| Eastman, Matthew | Toolbox Sales | matthewe@aaa-mail.com |
| Poppell, Kaleb W | Electronics | kalebp@aaa-mail.com |
| Hatch, Courtney | Sales | courtneyh@aaa-mail.com |
| Sadler, Sherra | Sales | sherras@aaa-mail.com |
| Shreve, Leann L | Sales | leanns@aaa-mail.com |
| Strickland, Britney A | Sales | britneys@aaa-mail.com |

